

**KHSAA TITLE IX  
ANNUAL REPORT SUBMISSION  
STATUS REPORT  
2010-2011**

KHSAA  
Form T65  
Revised  
3/2011

TO: KHSAA Member School Superintendents, Principals, and Athletic Directors

FROM: Julian Tackett, Commissioner  
Darren Bilberry, Assistant Commissioner

DATE: May 5, 2011

School	Metcalfe County	Reviewed by	Kathy Johnston
--------	-----------------	-------------	----------------

The following is a status report regarding the required 2010 - 2011 Title IX Annual Report submission of forms due into the KHSAA office by April 15, 2011. Appropriate KHSAA Audit Team personnel have reviewed these forms and the following is a summary of this review.

I. Checklist of Forms properly submitted in a satisfactory manner:

<b>x</b>	GE 19 (Annual Verification)	<b>x</b>	T-35 (Budget Expenses)
<b>x</b>	T-1 (Summary Program Chart 1)	<b>x</b>	T-36 (Budget Expenses)
<b>x</b>	T-2 (Summary Program Chart 2)	<b>x</b>	T-41 (Checklist – Overall Interscholastic Program)
<b>x</b>	T-3 (Summary Program Chart 3)	<b>x</b>	T-60 (Corrective Action Plan)
<b>x</b>	T-4 (Summary Program Chart 4)	<b>na</b>	T-63 (Interscholastic Survey Results)

II. Status

A.	<b>x</b>	2010– 2011 Forms are satisfactory and no further information or action is necessary at this time.
B.		Errors have been noted with respect to the following forms:
C.		The following forms were omitted and must be submitted by school representatives:
D.	<b>x</b>	According to the 2010-2011 data, the school appears to be meeting the standards established in: <input checked="" type="checkbox"/> Test 1 (Athletic participation is proportionate to enrollment) <input type="checkbox"/> Test 2 (History and continuing practice of program expansion) <input checked="" type="checkbox"/> Test 3 (Full and effective accommodation of interests and abilities)
E.	<b>x</b>	Other Recommendation and Comments: According to the data and responses submitted, it appears the school is meeting the standards of Test 1 and Test 3 for the provision of athletic opportunities. The attachments validate the information reported on form T3. In the area of benefits, total athletic spending is within the acceptable parameters both on a percentage and per athlete basis. Thank you.

# KHSAA Emailer

```
select ademail as email_address,school as email_name from KHSAA_Schools,KHSAA.KHSAA_new_email_checked_schools where
KHSAA_Schools.id=KHSAA.KHSAA_new_email_checked_schools.id AND KHSAA_new_email_checked_schools.user="dbilberry@khsaa.org" AND
member="T" and (ademail is not null and ademail <> "") order by school
select prinemail as email_address,school as email_name from KHSAA_Schools,KHSAA.KHSAA_new_email_checked_schools where
KHSAA_Schools.id=KHSAA.KHSAA_new_email_checked_schools.id AND KHSAA_new_email_checked_schools.user="dbilberry@khsaa.org" AND
member="T" and (prinemail is not null and prinemail <> "") order by school
select superemail as email_address,school as email_name from KHSAA_Schools,KHSAA.KHSAA_new_email_checked_schools where
KHSAA_Schools.id=KHSAA.KHSAA_new_email_checked_schools.id AND KHSAA_new_email_checked_schools.user="dbilberry@khsaa.org" AND
member="T" and (superemail is not null and superemail <> "") order by school
```

- Below is a simulation of how your email will appear.
- You can manually modify the list of addressees in the "To:" box by deleting undesired addressees or adding new ones, one per line.
- You can modify the email subject in the "Subject:" box.
- When you're ready to send your email press the "Send" button. Do not close your browser window while emails are being sent.

<b>From:</b>	"Darren Bilberry, KHSAA" <dbilberry@khsaa.org>
<b>To:</b>	"Metcalfe County"<freddie.harbison@metcalfe.kyschools.us> "Metcalfe County"<kelly.bell@metcalfe.kyschools.us> "Metcalfe County"<Patricia.Hurt@Metcalfe.kyschools.us> kathy.johnston@bourbon.kyschools.us
<b>Subject:</b>	Metcalfe County HS- 2010-2011 Annual Title IX Report
<input type="button" value="Send Email"/>	
<p>Enclosed please find a copy of Form T-65, the 2010-2011 KHSAA Title IX Annual Submission Status Report. In addition, you may find an attachment with corrected copies of the forms submitted by your school personnel.</p> <p>Also, KHSAA Audit Team Members may have requested the resubmission of some of the 2010-2011 Annual Report Forms or need additional information on your athletic programs. Please submit this information by the date requested if this is applicable. Copies of all KHSAA Title IX documents must be kept current and included in your permanent Title IX File at the school. All documents are subject to Open Records Requests.</p> <p>Should you need any further information, please do not hesitate to contact the appropriate Title IX Auditor listed on the T-65 form or Darren Bilberry at anytime. Thank You.</p> <p>Darren Bilberry Assistant Commissioner Kentucky High School Athletic Association Telephone- 859-299-5472 Fax: 859-293-5999 E-Mail: dbilberry@khsaa.org</p>	

- **attachment; filename="Metcalfe County.doc"**

Copyright © 2001-2011 Kentucky High School Athletic Association (KHSAA), all rights reserved  
This page is for the exclusive use of the KHSAA. Other use is strictly prohibited. Usage is monitored

**To: "Darren Bilberry, KHSAA" <dbilberry@khsaa.org>**  
**Subject: Copy: Metcalfe County HS- 2010-2011 Annual Title IX Report-  
Status Rep**  
**From: "Darren Bilberry, KHSAA" <dbilberry@khsaa.org>**  
**Date: Fri, 13 May 2011 10:50:38 -0400 (EDT)**

**Attachment: Metcalfe County.doc**

Enclosed please find a copy of Form T-65, the 2010-2011 KHSAA Title IX Annual Submission Status Report. In addition, you may find an attachment with corrected copies of the forms submitted by your school personnel.

Also, KHSAA Audit Team Members may have requested the resubmission of some of the 2010-2011 Annual Report Forms or need additional information on your athletic programs. Please submit this information by the date requested if this is applicable. Copies of all KHSAA Title IX documents must be kept current and included in your permanent Title IX File at the school. All documents are subject to Open Records Requests.

Should you need any further information, please do not hesitate to contact the appropriate Title IX Auditor listed on the T-65 form or Darren Bilberry at anytime. Thank You.

Darren Bilberry  
Assistant Commissioner  
Kentucky High School Athletic Association  
Telephone- 859-299-5472  
Fax: 859-293-5999  
E-Mail: dbilberry@khsaa.org



**KENTUCKY HIGH SCHOOL ATHLETIC ASSOCIATION  
2010-2011 ANNUAL VERIFICATION OF TITLE IX  
PROCEDURES**

KHSAA Form 0E19  
Rev 10/10

(To be submitted by April 15, 2011 along with other required forms)

MAR 31 2011

The Metcalfe Co High School, Edmonton, Kentucky  
(Name of High School) (City)

certifies to the Kentucky High School Athletic Association that the following is an accurate and true representation of the facts surrounding compliance with 20 U.S.C. Sections 1681-1688, et. Seq. (also known as Title IX). I certify the following provisions in accordance with records at the school contained in the permanent Title IX file, at least one copy of which must be maintained in the Principal's office, and to the best of my knowledge have completed the following tasks:

I. Established a gender equity committee at the high school. (List committee personnel and provide attachment if necessary)

Name	Address	Phone	Title
Etc.) (Supt., Principal, Student, Parent, Coach,			
Kelly Bell	208 Randolph St Edmonton, Ky 42129	270-432-2481	Principal
Peter Distefano	" " " "	" "	Boys Coach
Tim McMurtrey	" " " "	" "	Girls coach
Gina Noe	" " " "	" "	Girls Parent
Teresa Kindred	5640 Randolph Rd Summer shade KY 42166	432-3084	Boys Parent
Christie Jewell	208 Randolph St Edmonton, KY 42129	432-2481	Female Athlete
Jesse Jones	" " " "	" "	Male Athlete
Fred Harbison	" " " "	" "	AD

II. Scheduled a minimum of three meetings during the 2010-2011 school year on the following dates:

Sept. 1 <sup>st</sup>	12:20, 2010
Nov. 17 <sup>th</sup>	12:20, 2010
March. 23 <sup>rd</sup>	12:20, 2011

III. Designated the following person(s) as the Title IX coordinator for the school:




Name	Title	Address	Phone
Fred Harbison	AD	208 Randolph St Edmonton, KY 42129	270-432-5815

IV. Designated the following person(s) as the Title IX coordinator for the district:

Name	Title	Address	Phone
Same as above			

School personnel are continuing to make periodic reviews of the boys' and girls' athletics program reflected in the Corrective Action Plan.

In addition to the above information, the above referenced school maintains a complete permanent file relative to Title IX records including copies of the self-assessment audit, all corrective action plans, and other related materials.

  
 Principal's Signature 3-23-2011  
  
 Superintendent Signature   
 School Board Chairpersons' Signature

*(Send original copy to KHSAA - Maintain duplicate in Title IX school folder)*



2010-2011  
**ACCOMMODATION OF INTERESTS AND ABILITIES**  
**SUMMARY PROGRAM CHART (Form T-1)**

KHSAA Form T1  
 Rev. 10/10

**Participation Opportunities: Test One - Proportionality**

		(Column 1)	(Column 2)	(Column 3)	(Column 4)
	Program	Enrollment	Percentage of Total Enrollment	Number of Interscholastic Participants (double and triple count)	Percentage of Total Participation
Row 1	GIRLS	228	48%	142	51%
Row 2	BOYS	249	52%	139	49%
Row 3	Totals	477	100%	281	100%

Instructions:

\*Number of 8<sup>th</sup> grade students & below used in Column 3 and Column 4 calculations: 67

- 1) Determine the total number of girls enrolled, (place in Row 1, Column 1). Determine the total number of boys enrolled, (place in Row 2, Column 1).
- 2) Add the total number of girls and boys enrolled to determine total enrollment, (place in Row 3, Column 1).
- 3) Calculate the percentage of total enrollment that is female. (Divide Row 1, Column 1 by Row 3, Column 1 and place in Row 1, Column 2.) Calculate the percentage of total enrollment that is male. (Divide Row 2, Column 1 by Row 3, Column 1 and place in Row 2, Column 2.) Note: Row 1, Column 2 plus Row 2, Column 2 should total 100%.
- 4) Ask coaches to confirm the names of those individuals who are on the team as of the first date of regular season competition, and cross out the names of those who were cut from the team or quit the team prior to the first regular season competitive event. Determine the total number of interscholastic athletics participants that are girls, (and place in Row 1, Column 3). In order to determine the total number of athletics participants, an individual should be counted each time he or she participates on a team. For example, if Jane Doe competes on the varsity volleyball team, the junior varsity volleyball team, the junior varsity basketball team, and the varsity softball team, she should be counted as four participants (do not include club or intramural sports participants, cheerleaders, dance teams, or pom squads). Calculate the same way for boys and girls. \* In addition, should 8<sup>th</sup> grade students and below play on a Freshman, Junior Varsity, or Varsity team, they should also be counted for each team and sport on which they participate. If applicable, please asterisk in the above notation as to how many 8<sup>th</sup> grade students & below are included in the totals.  
 Using the same procedure, determine the total number of interscholastic athletic participants that are boys, (and place in Row 2, Column 3). Add Row 1, Column 3 plus Row 2, Column 3 to get total participants and place in Row 3, Column 3.
- 5) Calculate the percentage of female participation. (Row 1, Column 3 divided by Row 3, Column 3 and place in Row 1, Column 4.) Calculate the percentage of male participation. (Row 2, Column 3 divided by Row 3, Column 3 and place in Row 2, Column 4.) Note: Row 1, Column 4 plus Row 2, Column 4 should total 100%.

Note: While being within three percent is not a formal compliance standard, if the percent listed in Row 1, Column 4 is within 3% of Row 1, Column 2, then it provides a good target within which compliance is likely.

Principal's Signature: \_\_\_\_\_

Date: 3-23-11



2010-2011  
ACCOMMODATION OF INTERESTS AND ABILITIES  
SUMMARY PROGRAM CHART (FORM T-2)  
PARTICIPATION OPPORTUNITIES: TEST TWO - PROGRAM  
EXPANSION

		Column 1	Column 2	Column 3	Column 4	Column 5
Program		Number of Teams Currently Offered	Number of Participants	Number of Teams Added Since the beginning of the 2006-2007 School Year	Current Number of Participants for the 2010-2011 school year who are playing on teams added since the 2006-2007 School Year	Percent of Total Participation By Sex Added Since the beginning of the 2006-2007 School Year
GIRLS Row 1	varsity:	7	82	0	0	
Row 2	j.v.:	3	37	0	0	
Row 3	frosh:	2	23	0	0	
Row 4	total:	12	142	0	0	0
BOYS Row 5	varsity:	7	86	0	0	
Row 6	j.v.:	3	44	0	0	
Row 7	frosh:	1	9	0	0	
Row 8	total:	11	139	0	0	0

- For Column 1, list the number of interscholastic teams offered for girls and boys at each competitive level (varsity, junior varsity, and freshman). For girls, total each of the entries in Rows 1, 2, and 3 into Row 4. For boys, total Rows 5, 6, and 7 into Row 8.
- For Column 2, list the number of participants at each level. For girls, total each of the entries in Rows 1, 2, and 3 into Row 4. For boys, total Rows 5, 6, and 7 into Row 8. Note: The totals in Row 4 for girls and in Row 8 for boys must be the same as the totals in Form T-1, Column 3, Rows 1 and 2 respectively.
- For Column 3, list the number of interscholastic teams that have been added in the last five years at each competitive level. Count each team added during the 5 year period only one time. e.g. Girl's junior varsity soccer was added 3 years ago, count the team only once, not 3 times. For girls, total the entries in Rows 1, 2, and 3 into Row 4. For boys, total Rows 5, 6, and 7 into Row 8.
- For Column 4, list the number of participants that are currently on each level of the teams that were added in the last five years. If a team was added previously but no longer exists, there are no current participants to be added for that team. For girls, total the entries in Rows 1, 2, and 3 into Row 4. For boys, total Rows 5, 6, and 7 into Row 8.
- For Column 5, calculate the percentage of participants that have been added in the last five years. For girls, take the number in Column 4, Row 4 and divide by the number in Column 2, Row 4. For boys, take the number in Column 4, Row 8 and divide it by the number in Column 2, Row 8.
- Note: If the percentage of current participants added in the last five years is 25% or greater for the underrepresented sex (most likely girls), compliance with Test Two may be possible. If less than 25%, then compliance with Test Three should be analyzed. **CAUTION: 25% is not a formal compliance standard.**

Principal's Signature: \_\_\_\_\_

Date: 3-23-11



2010-2011  
 ACCOMMODATION OF INTERESTS AND ABILITIES  
 SUMMARY PROGRAM CHART (FORM T-3)

KHSAA Form T3  
 Rev. 10/10

Participation Opportunities Test Three Full Accommodation

FOR ANY QUESTION ANSWERED "YES" IDENTIFY THE RESPECTIVE SPORT(S).

	GIRLS (Yes / No)		BOYS (Yes / No)
1. Based on the responses from your most recent student survey, is there sufficient interest to form a viable interscholastic team for a sport not currently offered? If yes, what sport?	yes		yes
2. For a sport not currently offered at the varsity level, is there sufficient interest based on your most recent Student Interest Survey to form a viable team for an interscholastic freshman team or junior varsity team?	yes <del>no</del>		yes <del>no</del>
3. For a sport currently offered at the interscholastic Junior Varsity or freshmen level, is there sufficient interest, based on your most recent Student Interest Survey, to form a varsity team?	yes		yes
4. If you answered YES to question (1), (2), or (3), are there enough high schools in the geographic area offering the sport (at the appropriate level) to allow for the development of a reasonable schedule of competition?	yes for soccer only		yes for soccer only
5. If you answered YES to question (1), (2), (3), or (4), are there enough high schools in the geographic area offering the sport (at the appropriate level) to allow for the development of a reasonable schedule of competition?	yes for soccer only		yes for soccer only

Remember, test three – full accommodation means addressing the unmet interest of the underrepresented sex (most likely girls), not the overrepresented sex (most likely boys).

Plans to Address Interest:

- Swimming + Wrestling  
 there are not enough schools in our geographic area to offer these sports. We do not have a pool. The closest is 20 miles. The closest school that wrestles is in the E-Town area
- Soccer - student interest meeting during school 3-1-11  
 parent interest meeting after school 3-2-11  
 3-2-11 - 6:00 - Attached  
 3-7-11 - Attached

Principal's Signature: [Signature] Date: 3-23-11

3-9-11 6:00

Parent sign up for Soccer Organizational meet

Girls

Student's Name

Jennifer Thurman

Ambor Billings

Aubrey L. Perkey

Sarah Pedigo

Parent's Name

Royal Thurman

Dhiana

Andrea Pecor

Roberta Pedigo



3-9-11 6:00

Parent sign up for Soccer Organizational meeting

Boys

Student's Name

Parent's Name

Zero

Soccer Organizational meeting with students 3/

Girls

Naly Naly

Sarah Pedigo

Holly Smedley

Jennifer Sherman

Amber Z. Pelkey

3-2-11

Brandy Gearlds

Cassy Hutcherson

Megan Holley

Madison Isenberg

3-4-11

Faith Stockton

Soccer organizational meeting with student 3

Boys

Austin Perkins

TIMOTHY SIMMONS

Austin

Rutledge

Dakota Garrett

Colt

Shine

Tyler Durbin

Cody Bump

CHRIS Matthews

3-2-11

zero

3-4-11

zero



2010-2011  
ACCOMMODATION OF INTERESTS AND ABILITIES  
SUMMARY PROGRAM CHART (FORM T-4)

KHSAA Form T4  
Rev. 10/10

Levels of Competition Test One

		Column 1	Column 2	Column 3
Girls	Team Levels	Number of Teams Currently Offered	Number of Participants	Percentage of Participants at Each Level
Row 1	varsity:	7	82	58
Row 2	j.v.:	3	37	26
Row 3	frosh:	2	23	16
Row 4	total:	12	142	100%
Boys				
Row 5	varsity:	7	86	62
Row 6	j.v.:	3	44	32
Row 7	frosh:	1	9	06
Row 8	total:	11	139	100%

- 1) Column 1, list the number of interscholastic teams offered for girls and boys at each competitive level; varsity, junior varsity, and freshman. (Refer to Form T-2, Accommodation of Interests and Abilities, Summary Program Chart 2, Column 1.)
- 2) For Column 2, list the number of participants at each level. For girls, total the entries in Rows 1, 2, and 3 into Row 4. For boys, total the entries in Rows 5, 6, and 7 into Row 8. (Refer to Form T-2, Accommodation of Interests and Abilities, Summary Program Chart 2, Column 2.)
- 3) For Column 3, calculate the percentage of female and male participants at each level.  
For girls' varsity, junior varsity, and frosh, respectively:
  - Divide Column 2, Row 1 by Column 2, Row 4, and place the percentage in Column 3, Row 1
  - Divide Column 2, Row 2 by Column 2, Row 4, and place the percentage in Column 3, Row 2.
  - Divide Column 2, Row 3 by Column 2, Row 4, and place the percentage in Column 3, Row 3.For boys' varsity, junior varsity, and frosh, respectively:
  - Divide Column 2, Row 5 by Column 2, Row 8, and place the percentage in Column 3, Row 5.
  - Divide Column 2, Row 6 by Column 2, Row 8, and place the percentage in Column 3, Row 6.
  - Divide Column 2, Row 7 by Column 2, Row 8, and place the percentage in Column 3, Row 7.

Principal's Signature: \_\_\_\_\_

Date: 3-23-11



2010-2011

ACTUAL EXPENDITURES - PROGRAM COMPARISON CHART 1 -(FORM T-35)  
TO INCLUDE BOOSTER CLUB FUNDING

KHSAA Form T-35  
REV. 10/10

Metcalf Co.

Sports	Equipment and Supplies		Travel		Awards		Coaches' salaries (to include supplemental and extended employment; dollar amount required)			Facilities improvements		Publications (if sport-specific)	
	School	Booster	School	Booster	School	Booster	School	# Coaches for all levels / # Teams for all levels	School	Booster	School	Booster	
G basketball	5168	1395	2329	-	1056	1002	13000	3/3	-	-	-	-	
B basketball	6061	2412	2170	-	912	200	13000	3/3	-	-	-	-	
G softball	2268	30	1345	-	270	895	5250	2/2	3922	-	-	-	
B baseball	1360	2029	1693	-	-	204	5250	2/2	-	-	-	-	
G cross country	0	0	339	-	63	-	1250	1/1	-	-	-	-	
B cross country	0	0	339	-	63	-	1250	1/1	-	-	-	-	
G golf	484	-	544	-	100	-	1100	1/1	-	-	-	-	
B golf	261	-	544	-	100	-	1100	1/1	-	-	-	-	
G soccer	-	-	-	-	-	-	-	-	-	-	-	-	
B soccer	-	-	-	-	-	-	-	-	-	-	-	-	
G swimming	-	-	-	-	-	-	-	-	-	-	-	-	
B swimming	-	-	-	-	-	-	-	-	-	-	-	-	

- Total expenditures on T-35 and T-36 on the 2010-2011 year report due by April 15, 2011 of each school year, should reflect the total monies spent (rounded off to nearest dollar) for the entire school year of 2009-2010 ending June 30, 2010.
- Booster Club Funding/Contributions must be included in the above expenditures total. (Note: It is illegal for coaches to be paid by Booster Clubs - Reference KHSAA Bylaw 27)

Principal's Signature: MBell

Date: 3-23-11



2010-2011  
ACTUAL EXPENDITURES - PROGRAM COMPARISON CHART 2 - (Form T36)  
TO INCLUDE BOOSTER CLUB FUNDING

Sports	Equipment and supplies		Travel		Awards		Coaches' salaries (to include supplemental and extended employment; dollar amount required)			Facilities improvements		Publications (if sport-specific)	
	School	Booster	School	Booster	School	Booster	School	Booster	# Coaches for all levels / # Teams for all levels	School	Booster	School	Booster
G track	100	-	519	-	65	-	1250	-	1/1	-	-	-	-
B track	100	-	519	-	65	-	1250	-	1/1	-	-	-	-
G tennis	276	-	273	-	129	-	1100	-	1/1	-	-	-	-
B tennis	276	-	273	-	129	-	1100	-	1/1	-	-	-	-
G volleyball	1434	4456	2123	-	-	1214	5250	3/3	-	-	-	-	-
B wrestling	-	-	-	-	-	-	-	-	-	-	-	-	-
G (list sport)	-	-	-	-	-	-	-	-	-	-	-	-	-
B football	2988	4100	2152	-	349	5600	13000	3/3	-	-	-	-	-
G (list sport)	-	-	-	-	-	-	-	-	-	-	-	-	-
B (list sport)	-	-	-	-	-	-	-	-	-	-	-	-	-

1. Total expenditures on T-35 and T-36 on the 2010-2011 year report due by April 15, 2011, should reflect the total monies spent (rounded off to nearest dollar) for the entire school year of 2009-2010 ending June 30, 2010.

2. Booster Club Funding/Contributions must be included in the above expenditures totals. Indicate percentage of total expenditures for each gender: (If disparities are obvious, list on your Corrective Action Plan (T-60) what action you will take to correct the problem.)

Gender	Expenditures	Percentage
Boys	\$ 70,849	54%
Girls	\$ 59,993	46%
Total:	\$ 130,842	100%

Principal's Signature: [Signature] Date: 3-23-11



2010-2011 KHSAA TITLE IX ATHLETICS AUDIT (Form T-41)  
 Checklist - Overall Interscholastic Athletics Program

KHSAA Form T41  
 Rev. 10/10

**DIRECTIONS:**

For the Areas of Compliance (Opportunities and Benefits) listed on the left hand side of the page, place a checkmark under the appropriate column identifying whether your school provided an advantage to the Girls' Program, or to the Boys' Program or to Neither Program. A review of T-35 and T-36 spending patterns might be helpful in completing this form.

Areas of Compliance:	ADVANTAGE TO:		
	GIRLS' PROGRAM	BOYS' PROGRAM	NEITHER PROGRAM
<b>OPPORTUNITIES</b>			
Accommodation of Interest and Abilities			✓
<b>BENEFITS</b>			
Equipment and Supplies			✓
Scheduling of Games and Practice Time			✓
Travel and Per Diem Allowances			✓
Coaching			✓
Locker Rooms, Practice and Competitive Facilities			✓
Medical and Training Facilities and Services			✓
Publicity			✓
Support Services			✓
Housing and Dining			✓
Tutoring			✓
Athletic Scholarships			✓

If an advantage/inequity is indicated, corrective action should be shown on the Corrective Action Plan, Form 7-60.

Principal's Signature: *W. Bell* Date: 3-23-11



SCHOOL NAME Metcalf Co.

2010-2011 TITLE IX  
CORRECTIVE ACTION PLAN  
(FORM T-60)

DIRECTIONS:

1. For Column 1, indicate the intended area (Opportunities or Benefits) which needs corrective action in order to achieve gender equity. For Column 2, write the suggested change or activities that will correct the area in need of alteration. For Column 3, include the estimated completion date for the changes or activities.
2. It is possible to attain compliance with Title IX and no longer need "corrective" action. However, the KHSAA strongly encourages compliant schools to identify items for improvement (Column 1), activities to accomplish the improvement (Column 2) and a timetable for completion (Column 3) that will strengthen the athletic program.
3. You may copy this form as needed. Please attach corrective action plans along with audit forms and submit by April 15, 2011.

COLUMN 1 SPECIFIC ITEM FOR CORRECTION/IMPROVEMENT	COLUMN 2 PLAN FOR SUGGESTED CHANGE	COLUMN 3 START DATE AND COMPLETION DATE OF CORRECTIVE ACTION
Restrooms at Softball field	Restrooms replace porta-pots	Construction is now going own. To be finished by June of 2012
Travel/Per Diem Policy	New Policy (Attached)	Spring Sports of 2011
Weight Room Schedule	New Policy (Attached)	Spring of 2011

Principal's Signature: [Signature]

Date: 3-23-11